

Aesthetics brought
back to the essentials



Essentia™
from GC

Open the door to
simplification

Follow your intuition

GC

Could it be any easier?

Aesthetic restorations are often associated with complex layering procedures. After years of development, **based on the experience of top aesthetic clinicians**, GC is now introducing a paradigm shift in restorative dentistry with an **innovative and bold shade concept**. Essentia represents the **pure essence of composite layering**. With just seven syringes, you now have a perfect aesthetic solution for all your restorations.

Break free from the known conventions with Essentia from GC



Prof. Marleen Peumans
(Belgium)

Traditional shade systems rely on different hues (colours), known as A, B, C and D. However, it is known that **enamel and dentin have different characteristics**, both contributing to the final shade perception of teeth. By breaking away from traditional monochromatic shades and **focusing on reproducing the characteristics of enamel and dentin**, you can obtain a much more natural result in just two simple layers.

This is what you get with Essentia.

The **three dentin shades** vary in chroma & opacity, just like natural dentin changes during the lifetime of a patient. They are **accountable for the shade "intensity"** of the layered restoration.

Paired to the dentins, the **two enamels** will provide **translucency** and bring life to the restorations.

Light Dentin



Medium Dentin



Dark Dentin



Light Enamel



Dark Enamel



Universal



Masking Liner



Each shade of Essentia is a unique blend of handling characteristics and optical properties

Dentins: ensuring shade adaptation in all situations

Based on a micro-hybrid composition, the dentin shades will provide the **right reflection and scattering of light** for a perfect blend. The handling is made easy with its **soft viscosity**, for use with a brush or a spatula.



Enamels: bringing light to the restorations

Being more translucent, the enamel shades will give the vital touch to your restorations. The ease of polishing in a few steps and the **excellent long-term gloss retention** will surprise you.

The handling is made **slightly denser**, in order to obtain the final external hardness.



Universal: a mono-shade for all your small and posterior restorations

This one shade is designed to get a **perfect match** in all situations where layering is not needed, such as small or posterior cavities.

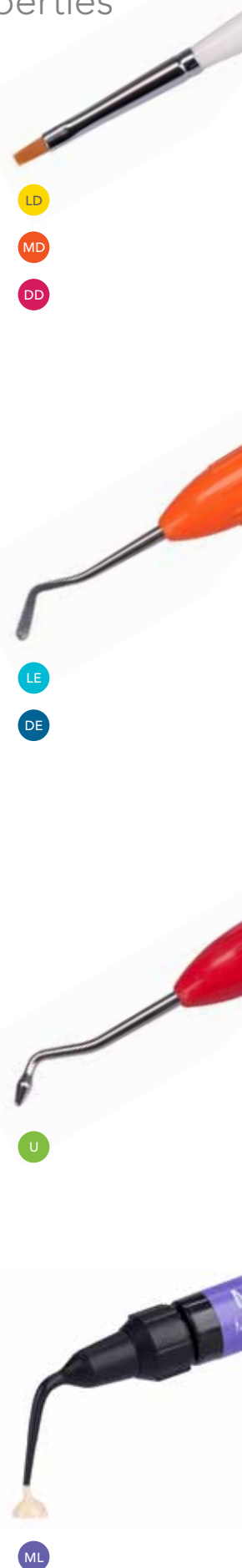
The handling is made **slightly more packable** in order to ease the application in the posterior area.



Masking Liner: blocking discolorations

Because deep cavities often display strong discolorations or staining, the Masking liner was designed to block those imperfections with a **thin and opaque layer**.

The handling is made **injectable** in order to reach even the deepest areas of the cavity.





Essentia makes life-like anterior restorations possible using only two shades!



Clinical case by Dr Javier Tapia Guadix (Spain) & Prof Marleen Peumans (Belgium)

In this challenging anterior case, **only two shades** (Medium Dentin and Light Enamel) were enough to **perfectly mimic the natural appearance** of neighbouring teeth and give a bright smile to this young adult patient.



Essentia makes posterior restorations closer to nature with no extra efforts



Clinical case by Dr Javier Tapia Guadix (Spain)

Most posterior cases will look perfect just using the **very chromatic Dark Dentin** together with **Light Enamel**, providing as such a **very natural build-up** in posterior.



Essentia brings more complex cases to the next level

Your **restorative choices become even wider** with the four modifiers, designed to **quickly characterise your restorations**: to create a halo effect on the incisal border with the Opalescent Modifier (left) or to characterise fissures in posterior with the Red Brown Modifier (right).



Clinical cases by Dr Javier Tapia Guadix (Spain)

Discover 6 options to cover all your clinical cases

Anterior: adapt your layering to the age of your patient

For **Bleach** or **Junior** restorations, the enamel should be white and opaque, while the dentin will also tend towards white. In this case Light Dentin and Light Enamel are combined.



In the case of **Young** patients a combination of opaque and white enamel together with more chroma in the dentin is desired. Here the Medium Dentin is layered with Light Enamel.



In **Adult** teeth, the enamel becomes more translucent with a slight coloration, while the dentin remains in medium chroma. Optimally, Medium Dentin is covered with Dark Enamel.



For **Senior** teeth translucency and chroma are needed in the enamel area, and the dentin becomes much darker and more translucent. The perfect combination is to layer Dark Dentin with Dark Enamel.



Posterior: natural duo-layering or simple mono-shade restoration

Posterior / Duo

The dentin in posterior usually appears darker, while the enamel keeps a more whitish tint. Dark Dentin is layered with Light Enamel.



Posterior / Mono

In many situations, the use of one shade in posterior will already give a very nice aesthetic result when Universal is used.



Essentia - the aesthetic restorative with duo-layering and a reduced shade inventory



Syringe Refill

- 2 mL syringe refill with touch cap: LD; MD; DD; LE; DE; U; OM
- 2 mL syringe with 20 Dispensing Tips: ML
- 2.4 mL syringe: RBM; BM; WM

Unitip Refill

- Refills of 15 unitips: LD; MD; DD; LE; DE; U

Starter Kit Syringe

- 7 syringes, 1 of each shade: LD; MD; DD; LE; DE; U; ML
- 20 Dispensing Tips
- Accessories

Starter Kit Unitip

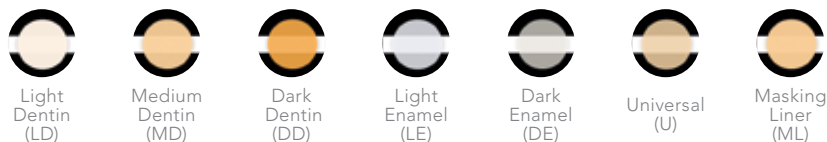
- 30 unitips (5 unitips each in 6 shades: LD; MD; DD; LE; DE; U)
- 1 syringe ML; 20 Dispensing Tips
- Accessories

Modifier Kit


- 4 Syringes: RBM, BM, WM, OM



Essentia Shades:



Essentia Modifiers:



GC EUROPE N.V.
 Head Office
 Researchpark
 Haasrode-Leuven 1240
 Interleuvenlaan 33
 B-3001 Leuven
 Tel. +32.16.74.10.00
 Fax. +32.16.40.48.32
 info@gceurope.com
 http://www.gceurope.com

GC UNITED KINGDOM Ltd.
 12-15, Coopers Court
 Newport Pagnell
 UK-Bucks. MK16 8JS
 Tel. +44.1908.218.999
 Fax. +44.1908.218.900
 info@uk.gceurope.com
 http://uk.gceurope.com

